


# ComfortZone

SELF ADJUSTING

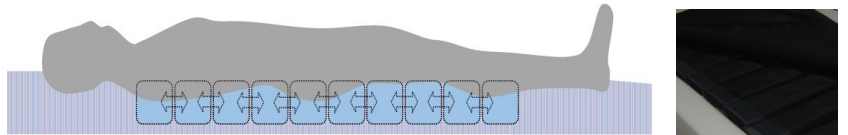
EQUALIZATION TECHNOLOGY MATTRESS



The ComfortZone ETM is a non-powered, self adjusting mattress that utilizes Equalization Technology to provide maximum pressure redistribution for the prevention and treatment of pressure injuries.

## Pressure Equalization Technology

- Designed to prevent and treat pressure ulcers the ComfortZone ETM utilizes a series of interconnected air cells and pressure valves to continually equalize pressures in response to patient movement and position changes. The Equalization Technology air core consists of 10 zones that work together to provide advanced pressure redistribution. Each zone is individually replaceable and easily accessible.
- In addition to the Equalization Technology core two additional features provide enhanced pressure redistribution. First, the unique Cool-Climate visco gel foam top layer enhances immersion and redistribution by contouring to the most delicate patient anatomy. Cool-Climate gel foam also provides for better heat dissipation than standard memory foams to provide a better microclimate for wound prevention and healing. Finally, the gentle slope in the lower mattress section transfers pressure from the delicate heels to more pressure resistant areas of the lower extremities.

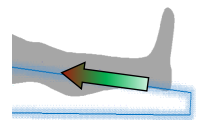


Pressure



Cool-Climate  
Visco Gel Foam

Slope transfers excess  
pressure from heels



## Additional Features

- The ComfortZone ETM is available in two comfort enhancing patient surfaces. Both the four-way stretch and nylon taffeta covers provide a low friction co-efficient surface to reduce shear and friction forces. Both surfaces provide a moisture proof barrier. The ETM cover has a 360° zipper allowing for complete removal for deep cleaning or replacement. The base of the ETM is multi-laminate durable medical vinyl that cleans easily and lasts.
- The ComfortZone ETM is also easily convertible to a dynamic powered air mattress. Simply connecting a pump to external air port connections allows the CZ-ETM to provide proven alternating pressure therapy by circulating air through the pressure equalization bladder system.



### MODEL NUMBERS & SPECIFICATIONS:

CZ-ETM-7-3576 WIDTH: 35" LENGTH: 76" tDEPTH: 7"  
CZ-ETM-7-3580 WIDTH: 35" LENGTH: 80" tDEPTH: 7"  
CZ-ETM-7-4276 WIDTH: 42" LENGTH: 76" tDEPTH: 7"  
CZ-ETM-7-4280 WIDTH: 42" LENGTH: 80" tDEPTH: 7"  
CZ-ETM-7-4876 WIDTH: 48" LENGTH: 76" tDEPTH: 7"  
CZ-ETM-7-4880 WIDTH: 48" LENGTH: 80" tDEPTH: 7"

WEIGHT CAPACITY: Max recommended 500 lbs  
WARRANTY: 5 YEARS, Meets Federal Flammability Standards



The ComfortZone Self-Adjusting Pressure Equalization Mattress is designed to meet all the requirements of the E0373 code. 10 individual air cells automatically adjust to provide significantly more pressure reduction than a group 1 mattress. The low shear/friction surface reduces shear and friction forces.